

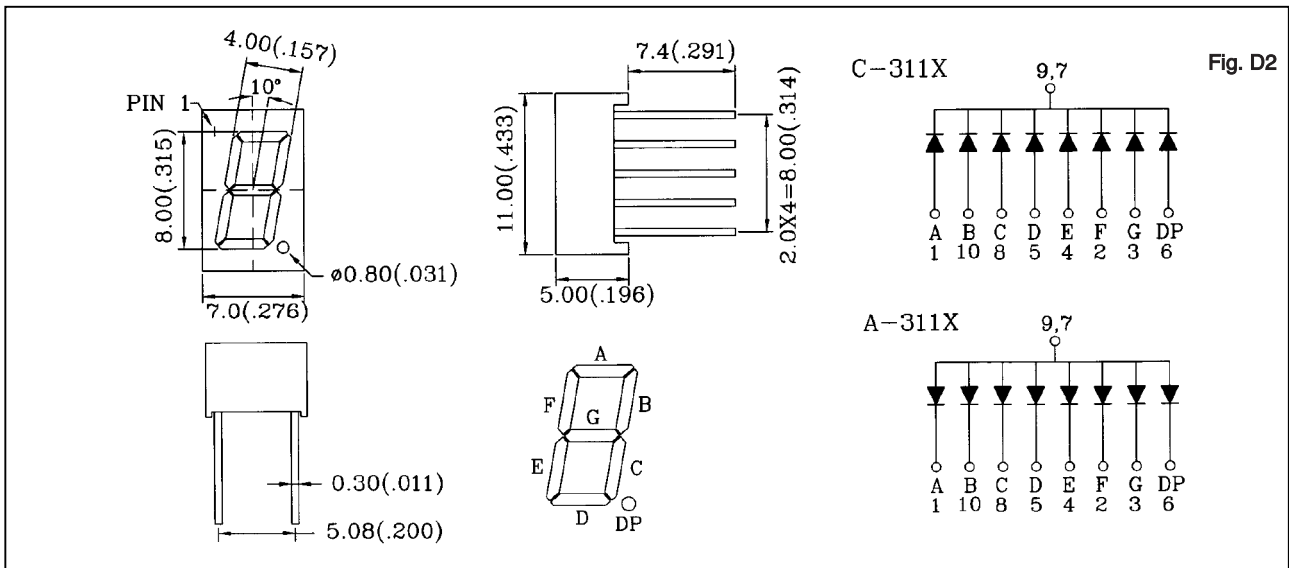
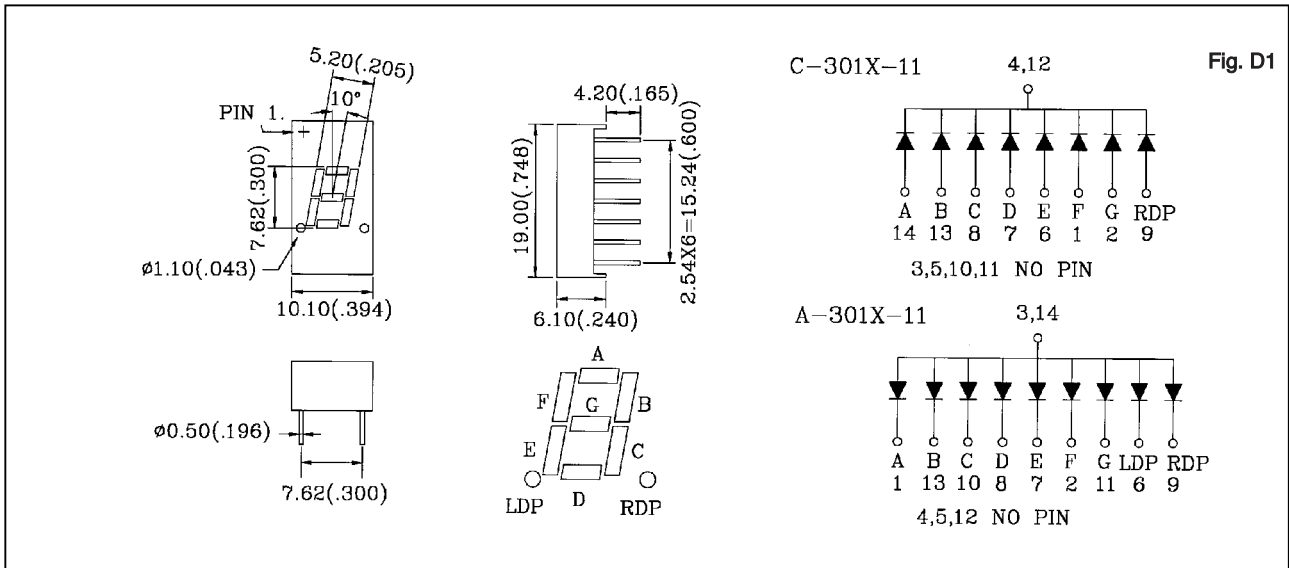


**C/A-301X, C/A-311X SINGLE DIGIT DISPLAY**

Shape	Part No.		Chip		Wave Length $\lambda$ p(nm)	Electro-Optical Characteristics			Fig.No.
	Common Cathode	Common Anode	Raw Material	Emitted Color		Vf(V)20mA		Iv(ucd)10mA	
						Typ.	Max.	Typ.	
	C-301H-11	A-301H-11	GaP	Red	700	2.3	2.8	550	D1
	C-301E-11	A-301E-11	GaAsP/GaP	Hi.effi Red	635	2.1	2.8	1800	
	C-301G-11	A-301G-11	GaP	Green	565	2.2	2.8	1600	
	C-301Y-11	A-301Y-11	GaAsP/GaP	Yellow	585	2.1	2.8	1500	
	C-301SR-11	A-301SR-11	GaAlAs	Super Red	660	1.8	2.2	5000	
	C-311H	A-311H	GaP	Red	700	2.3	2.8	550	D2
	C-311E	A-311E	GaAsP/GaP	Hi.effi Red	635	2.1	2.8	1800	
	C-311G	A-311G	GaP	Green	565	2.1	2.8	1600	
	C-311Y	A-311Y	GaAsP/GaP	Yellow	585	2.1	2.8	1500	
	C-311SR	A-311SR	GaAlAs	Super Red	660	1.8	2.2	5000	



1. All dimension are in millimeters (inches).
2. Tolerance is  $\pm 0.25$  mm (0.01") unless otherwise specified.